

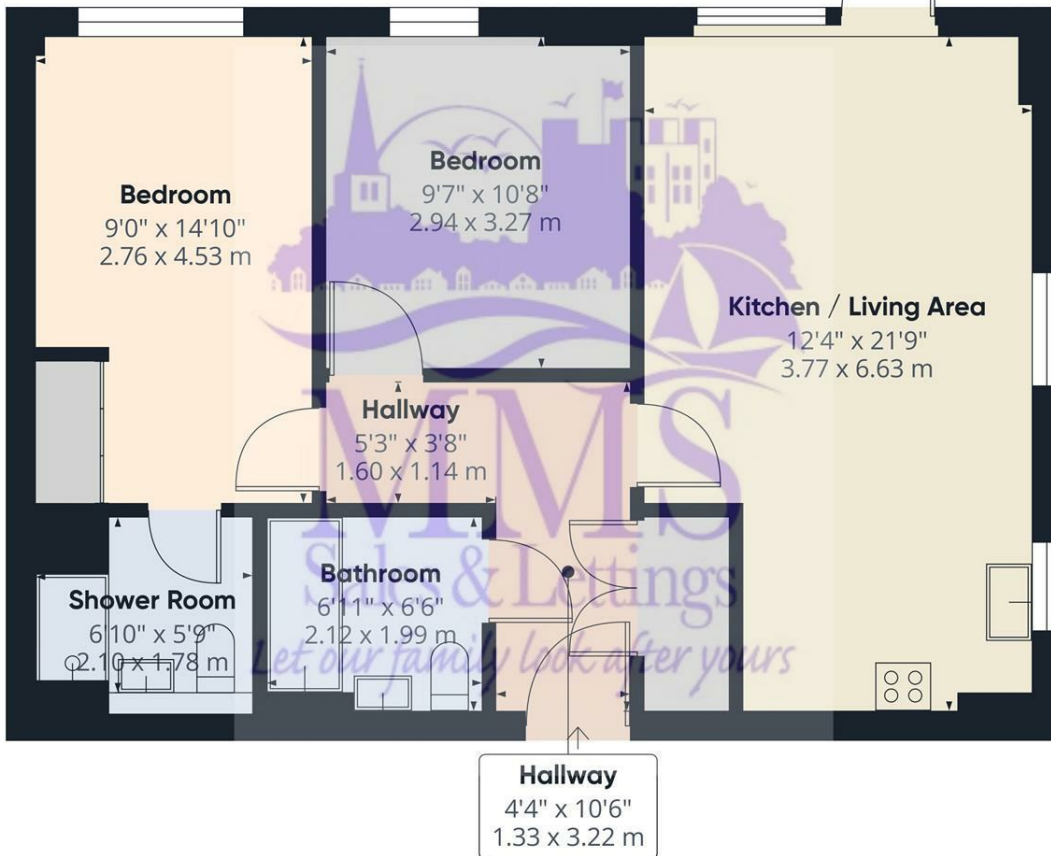


Shared Ownership, Flat 45 Ensign House Pegasus Way, Gillingham, ME7 1GQ

25% SHARED OWNERSHIP. Nestled in the heart of Gillingham, this modern two-bedroom top floor flat on Pegasus Way offers a delightful blend of comfort and convenience. Built in 2019, the property boasts a generous 721 square feet of living space, making it an ideal choice for individuals or small families seeking a contemporary home. Upon entering, you will find a well-appointed reception room that provides a welcoming atmosphere, perfect for relaxation or entertaining guests. The flat features two spacious bedrooms, ensuring ample room for rest and privacy. With two bathrooms, morning routines will be a breeze, catering to the needs of busy lifestyles. This purpose-built flat is equipped with a lift, making access effortless for all residents. Additionally, the property comes with allocated parking, a valuable asset in this bustling area. The shared ownership option at 25% allows for an affordable entry into the property market, making it an attractive proposition for first-time buyers. The location is particularly advantageous, with the town centre just a stone's throw away, offering a variety of shops, cafes, and amenities. Furthermore, excellent motorway links ensure that commuting to nearby towns and cities is both quick and convenient. With a monthly rent and service charge combined of £869.00, this flat presents a fantastic opportunity to enjoy modern living in a prime location. Whether you are looking to invest or find your next home, this property is certainly worth considering. EPC RATING B. Council Tax Band D. Lease 199 years remaining.

- SHARED OWNERSHIP 25%
- £869 RENT AND SERVICE CHARGE COMBINED
- COUNCIL TAX BAND D
- EPC RATING B
- TWO BEDROOMS
- ALLOCATED PARKING
- CLOSE TO LOCAL TOWN CENTRE
- QUICK MOTORWAY LINKS
- TOP FLOOR WITH A LIFT

£62,500

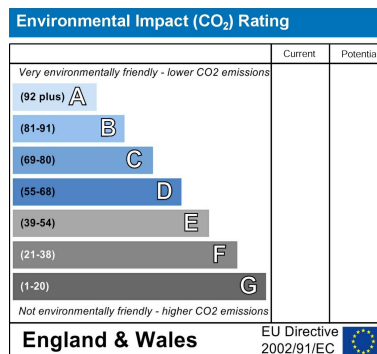
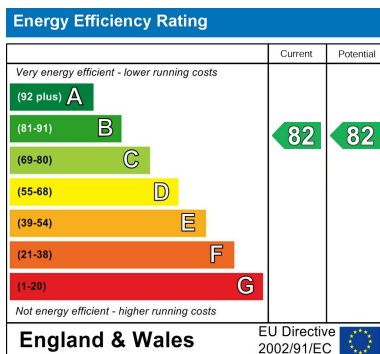


Approximate total area[®]
653 ft²
60.6 m²

(1) Excluding balconies and terraces

Calculations reference the RICS IPMS 3C standard. Measurements are approximate and not to scale. This floor plan is intended for illustration only.

GIRAFFE360



159 High Street, Strood, Rochester, Kent, ME2 4TH

Tel: 01634 735335 Email: justine@medwaymortgageshop.co.uk <https://www.medwaymortgageshop.co.uk>

These particulars, whilst believed to be accurate are set out as a general outline only for guidance and do not constitute any part of an offer or contract. Intending purchasers should not rely on them as statements of representation of fact, but must satisfy themselves by inspection or otherwise as to their accuracy. No appliances or fittings have been tested by MMS. No person in this firm's employment has the authority to make or give any representation or warranty in respect of the property or items contained.